




- Parts Required:**
- Plugs 1.5" or 3"
 - Vinyl Strap – Width & Color specific

- Tools Used:**
1. Scissors
 2. Drill with 3/16" drill bit
 3. 7/16" Wrench
 4. 1/2" Wrench
 5. #2 Robertson Screw Driver
 6. Flat head screwdriver
 7. Rubber Mallet

Step	Execution	Figures
1	Cut the front vinyl strap off the seat frame. Remove rivets from seat frame using a 3/16" drill.	
2	Remove the footrest. Detach the legrest from the front of the seat by removing the pivot bolts that fasten the legrest to the seat. Make note of the sequence of hardware.	
3	Detach the gas cylinder from the legrest by removing the bolt that fastens the cylinder to the legrest. Do not remove the other end of the cylinder.	

- 4** Remove the black plugs on the left and right side of the seat frame, using a screw driver and rubber mallet to tap them out.



- 5** Using a rubber mallet, tap the 1.5" or 3" plugs into the left and right side of the seat frame. (Make sure the holes line up with the pass holes on the seat frame) Note: Holes in seat frame may need to be drilled out to correctly line up plugs.



- 6** Install a 1/4"-20 x 1-1/4" pan quad screw, through the pass holes in the seat plug securing the plugs to the seat frame. (Note: head of the screw is on the outside of the frame)




- 7** Re-Install the legrest using the same fasteners removed in Step 3, using the same sequence.




- 8** Install a PAB Bar on the cylinder by sliding it onto the cylinder with the small end towards the front of the chair and bolting it in the appropriate hole.

-3" seat plug = #3 hole
-1.5" seat plug = #2 hole



- 9** Attach the small end of the PAB bar to the leg rest with a 5/16" x 2 1/4" long bolt and appropriate spacers.



- 10** Install replacement vinyl straps (2 straps for 1.5" extension and 3 straps for 3" extension). Refer to vinyl strap installation instructions if required. Attach footrest the same way it was removed in Step 2.



For more information, please contact Broda Customer Care at 1-800-668-0637