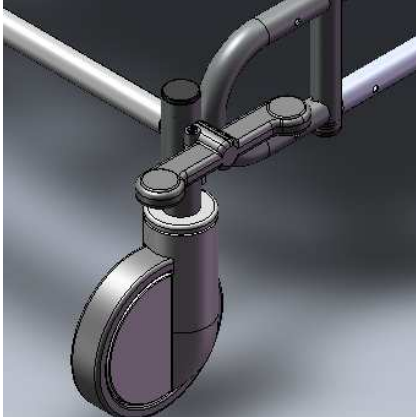
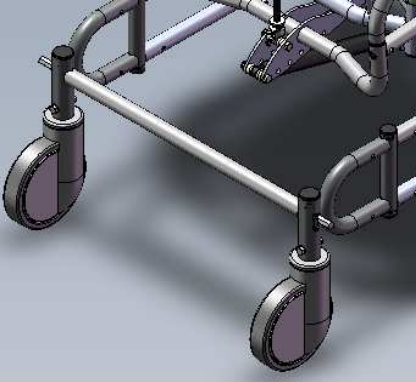
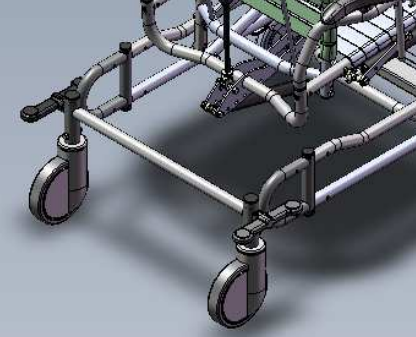


**Parts Required:** MDLC Pedals (pair)

**Tools Used:** 5/32" Allen Key

Step	Execution	Figures
<b>1</b>	Using a 5/32" Allen Key, loosen the set screws and remove the left and right MDLC PEDAL from the hex rod. Dispose of the ineffective MDLC Pedals.	
<b>2</b>	Slide the replacement MDLC PEDALS onto the hex rod, the same way they were removed in the above step.	
<b>3</b>	Secure MDLC PEDALS with a 5/32" Allen Key and tighten.	

**For more information, please contact Broda Customer Care at 1-800-668-0637**