




Parts Required: FOOTBOARD-587V3 (Black or Charcoal Vinyl) (Width Specific)

Step	Execution	Figures
1	Footboard is designed to be bolted onto one of the footplates. The footboard will have four "X"s cut into the vinyl where the mounting holes are located.	
2	Line the holes on the footboard up with holes on the footrest.	
3	Secure with four 10-32 x 3/8" pan quan zinc screws (pan head screws).	

- 4** The footboard should be secure to the footplate and able to flip up and down



- 5** Picture continued from step # 4



For more information, please contact Broda Customer Care at 1-800-668-0637