

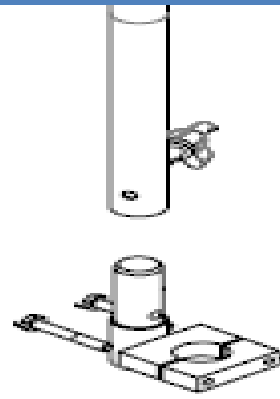


Parts Required: IV Pole
IV Bracket
1" Block Clamp

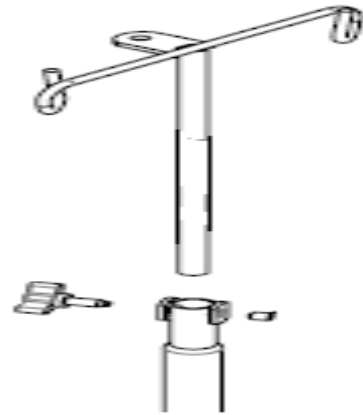
Tools Used:
7/16" Wrench

Step	Execution	Figures
1	To mount the IV pole to the 587 V3, you will require an IV Bracket & Block Clamp.	
2	To mount the IV pole to the 587 V3, you will require an IV Bracket & Block Clamp.	

- 3 Insert the bottom of the IV Pole onto the mount.
Tighten the Handwheel until secure.



- 4 To adjust the height of the IV Pole, loosen the handwheel and slide the pole up or down. Tighten the wheel when desired position is achieved.



For more information, please contact Broda Customer Care at 1-800-668-0637